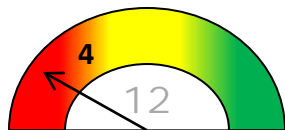


The Contra Costa Mental Health Inclusion Initiative 2011 Dashboard For January through June 2011



Progress Towards Achieving 2011 Inclusion Goals (as of June 2011)

Numbers in grey are the target numbers and/or percentages; Red=Below 25%; Red/yellow=25-44%; Yellow=45-55%; Yellow/green=56-75% and Green=76%+ of target met



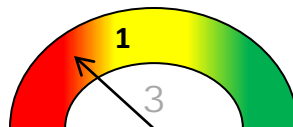
Cultural Competency Trainings Offered to CCMH Staff and Contract Providers



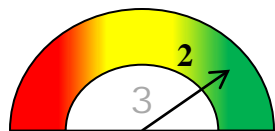
of Inclusion Initiative eNewsletters Produced



of Databases that Includes Listing of LGBTQ Services



of new Health Services Department or Contra Costa Mental Health Policies and Procedures that Support LGBTQ Inclusion



times the Inclusion Initiative Appeared in Contra Costa Mental Health Director's Newsletter

Currently: 6/1/11: CCHS Anti-Discrimination Policy Poster and Flyer.

[flyer](#) | [poster \(PDF\)](#)

Consumer Satisfaction Survey Sexual Orientation & Gender Identity Demographics

Gender Identity	Number	Percentage
Male	59	25.21%
Female	96	41.03%
Intersex	1	0.43%
Transgender-Male to Female	8	3.42%
Transgender-Female to Male	1	0.43%
No Answer	69	29.49%
Total	234	

Gender Identity	Number	Percentage
Male	255	57.17%
Female	162	36.32%
Intersex	0	0.00%
Transgender-Male to Female	2	0.45%
Transgender-Female to Male	1	0.22%
No Answer	25	5.61%
Other	1	0.22%
Total	446	

Sexual Orientation	Number	Percentage
Heterosexual	136	58.12%
Bi-Sexual	8	3.42%
Gay	5	2.14%
Lesbian	1	0.43%
2-Spirit	2	0.85%
I do not know	8	3.42%
Other	1	0.43%
No answer	73	31.20%
Total	234	

Sexual Orientation	Number	Percentage
Heterosexual	391	87.67%
Bi-Sexual	18	4.04%
Gay	2	0.45%
Lesbian	4	0.90%
2-Spirit	0	0.00%
I do not know	20	4.48%
No Answer	7	1.57%
Not Sure	4	0.90%
Total	446	

Local Lesbian, Gay, Bisexual, Transgender, Queer, Questioning, Intersex and 2-Spirit (LGBTQQI2-S) Resources Website Monthly Statistics.

www.EastBayPride.com

